










Maximize Your Experience With Air & SurfacePro

ActivePure Setting For All Actions: Using the APURE/APUREx2 button, turn the APUREx2 Mode on.

Action	Set Up	Time Required	Results
 Clean Out Ducts	Set unit near forced air intake, fan on high. Close vents. <i>*Don't forget to open vents after!</i>	1 Hour	ActivePure throughout the entire duct system, improved fresh air smell from every vent.
 Cleaner Bathroom	Leave unit in bathroom. Open shower stall, cabinets, drawers, and toilet seats. Close bathroom door and leave.	2 Hours	Noticeable fresh crispness to the air and pleasant overall smell, telling you that the contamination levels have been greatly reduced. ActivePure greatly reduces viruses, bacteria, & germs in the air on the surfaces.
 Freshen Your Bedding	Put unit under the covers of your bed; fan on high.	2 Hours	The purifier will freshen bedding as if sheets had been hung out on the clothesline. It will also greatly reduce dust mites.
 Deodorize Your Clothes in Closets	Place unit in closet with door slightly ajar while leaving fan on high. If the clothes are crammed together, remove half of the clothes and spread apart the ones that remain. Then swap.	1 to 1.5 Hours	The unit will clean out the cigarette smoke, musty odors, smells, etc. from the clothes and closets.
 Freshen Your Car/Truck	Using a grounded cord, leave unit in vehicle with fan on high. For best results run vehicle A/C on recirculate for ½ hour.	2 to 3 Hours	Stale odors have miraculously vanished.
 Freshen Your Basement or Garage	Set unit with fan on high.	Overnight - two nights for excess mold and mildew	Fresh smell will be strong, which would indicate that the contaminant and musty odor levels have been greatly reduced.

Quick n' Fun Tests....

Action	Set Up	Time Required	Results
 The Onion Test	Rub a slice of onion on the back of your hand and then hold your hand in front of the unit with fan on high.	2 to 3 minutes	The smell should be drastically reduced if not all together GONE.
 The Ammonia Test	Put a spot of wet ammonia on a piece of cloth or paper towel. Notice the strong smell. Hold in front of the unit with fan on high.	2 to 3 minutes	The ammonia smell should be drastically reduced if not eliminated.
 The Tennis Shoe Test	Find a pair of dirty, smelly tennis shoes. Whew!! Set fan low.	30 minutes	Wow! What a difference!